

dedicated to the participants of the 2001 Arts Alive Festival Elementary Choir
Indianapolis, IN — Sally K. Albrecht, guest conductor

WHERE CAN WE FIND PEACE?

for 2-part voices and piano
with optional flute or alto recorder, sign language,
and SoundTrax CD*

Words and Music by
SALLY K. ALBRECHT and JAY ALTHOUSE

Gently (♩ = ca. 92-96)

PART I

PART II

mp

Where can we find

Gently (♩ = ca. 92-96)

PIANO

mp

4

peace? Where can we find love?

* Also available for 3-part mixed, Level Three (20169).
SoundTrax CD available (20171).
Flute/alto recorder on page 11.
Sign language on page 12.

7

In the eyes of oth - ers, in the skies a -

10

[11] *mp*

Where can we find hope?
above.

13

Where can we find joy? In the smile of a

16

stran - ger, in the face of a girl and boy.

This system contains three staves of music. The top staff is a vocal line in treble clef with a key signature of one sharp (F#) and a common time signature. It contains the lyrics "stran - ger, in the face of a girl and boy." The middle staff is a vocal line in treble clef, currently empty. The bottom staff is a piano accompaniment in grand staff (treble and bass clefs) with a key signature of one sharp. It features a rhythmic pattern of eighth notes in the right hand and a bass line in the left hand.

19

mf

Peace, love, hope and joy. Reach out your heart and
Peace, love, hope and joy. Reach out your heart and

This system contains three staves of music. The top staff is a vocal line in treble clef with a key signature of one sharp and a common time signature. It contains the lyrics "Peace, love, hope and joy. Reach out your heart and". The middle staff is a vocal line in treble clef with a key signature of one sharp and a common time signature. It contains the lyrics "Peace, love, hope and joy. Reach out your heart and". The bottom staff is a piano accompaniment in grand staff (treble and bass clefs) with a key signature of one sharp. It features a rhythmic pattern of eighth notes in the right hand and a bass line in the left hand. The dynamic marking *mf* is present in the piano part.

22

touch some-one. Peace, love, hope and joy. _____
touch some-one. Peace, love, hope and joy. _____

This system contains three staves of music. The top staff is a vocal line in treble clef with a key signature of one sharp and a common time signature. It contains the lyrics "touch some-one. Peace, love, hope and joy. _____". The middle staff is a vocal line in treble clef with a key signature of one sharp and a common time signature. It contains the lyrics "touch some-one. Peace, love, hope and joy. _____". The bottom staff is a piano accompaniment in grand staff (treble and bass clefs) with a key signature of one sharp. It features a rhythmic pattern of eighth notes in the right hand and a bass line in the left hand.

26

These are the things that make us one.

These are the things that make us one.

decesc.

29

FLUTE or ALTO RECORDER

mp

mp

32 *mp*

Where can we find peace? Where can we find

mp

Where can we find peace and

mp

35

love? In the world a - round us,

love? In the world a - round us,

38

40

on the wings of a dove. Where can we find
on the wings of a dove.

This musical system contains three staves. The top staff is a vocal line in treble clef with lyrics. The middle staff is a vocal line in treble clef with lyrics. The bottom staff is a piano accompaniment in treble and bass clefs. The key signature has two sharps (F# and C#). Measure 38 starts with a vocal line and piano accompaniment. Measure 39 continues the vocal lines and piano accompaniment. Measure 40 concludes the system with a vocal line and piano accompaniment.

41

hope? Where can we find joy?
Where can we find hope and joy?

This musical system contains three staves. The top staff is a vocal line in treble clef with lyrics. The middle staff is a vocal line in treble clef with lyrics. The bottom staff is a piano accompaniment in treble and bass clefs. The key signature has two sharps (F# and C#). Measure 41 starts with a vocal line and piano accompaniment. Measure 42 continues the vocal lines and piano accompaniment. Measure 43 concludes the system with a vocal line and piano accompaniment.

44

In the arms of a moth - er of a new - born girl or

In the arms of a moth - er of a new - born girl or

47

48 *mf*

boy. Peace, love, hope and joy.

boy. Peace, love, hope and joy.

mf

mf

50

Reach out your heart and touch some - one. Peace, love,

Reach out your heart and touch some - one. Peace, love,

53

hope and joy. _____ These are the things that

hope and joy. _____ These are the things that

56

make us one. *mp*

make us one. *Mm*

decresc.

59

These are the

These are the

FLUTE or ALTO RECORDER

mp

62

rit. e decresc. to end

things that make us one.

rit. e decresc. to end

things that make us one.

rit.

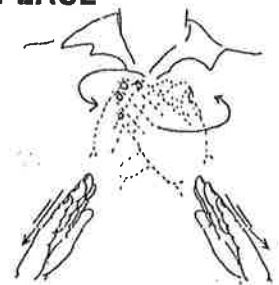
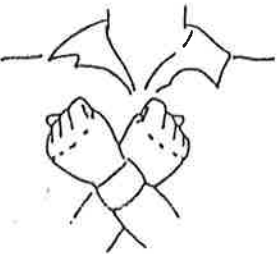
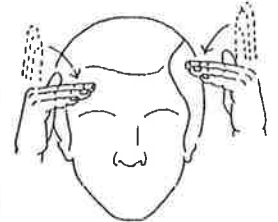

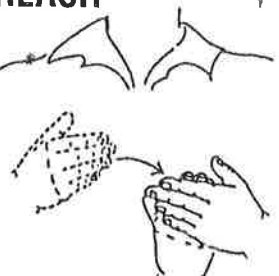
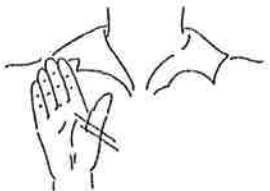


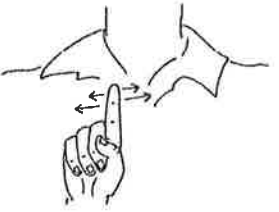
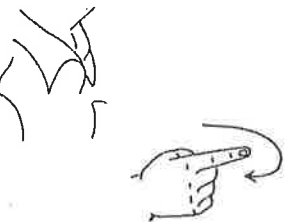


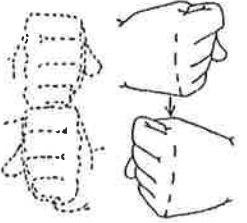


p

rit.

decesc.

* Recorder should play low note.

Signs from **The Joy of Signing**, second edition, by Dr. Lottie L. Riekehof.
 Copyrighted 1987 by Gospel Publishing House, Springfield MO, USA.
 All rights reserved by Gospel Publishing House. Used with permission.
**Note: Sign Language for *Where Can We Find Peace?* is featured on
 Sally Albrecht's choral movement video: *Put On A Show!* (Alfred #20183)**

<p><i>Where Can We Find Peace?</i></p> <p>by Sally K. Albrecht and Jay Althouse</p>	<p>PEACE</p>  <p>R palm on L palm, turn over, then drop both down to sides</p>	<p>LOVE</p>  <p>Cross fists at heart</p>	<p>HOPE</p>  <p>Both hands bent w/index touching at forehead, then raise open palms</p>
<p>JOY</p>  <p>Hands pat chest several times w/ small upward motion</p>	<p>REACH</p>  <p>R slightly bent hand moves forward into L open palm</p>	<p>YOUR</p>  <p>Face R palm out and push forward</p>	<p>HEART</p>  <p>R middle finger touches heart</p>
<p>TOUCH</p>  <p>Touch back of L hand w/ R middle finger</p>	<p>SOMEONE</p>  <p>Circle R index finger over R shoulder from L to R w/ palm forward</p>	<p>THESE</p>  <p>R index points out and moves toward the R (opt. use flat palm)</p>	<p>ARE</p>  <p>Cross index and middle finger ("R") and move forward from mouth</p>
<p>THINGS</p>  <p>Move R open hand to the R and drop it slightly</p>	<p>MAKE</p>  <p>Place R fist on L fist, then turn so palms face you and strike together</p>	<p>US</p>  <p>Circle R index from R to L shoulder (opt. use index & middle finger "U")</p>	<p>ONE</p>  <p>Hold up R index finger</p>